

43" Hanging Double-Sided Window Display



Double Sided Window Display

Grab the attention of onlookers with the outward facing, sunlight readable screen. Once your customers are inside the building you can then use the inward facing display to reinforce your message further.



Window Displays (700cd/m²)

Brightness is paramount when using outward facing screens, these displays use commercial grade high brightness panels (700cd/m²); more than twice the brightness of a standard home TV to allow easy readability in window displays.



Ultra Resistant Blackening Defect (up to 110°C)

LCD panels exposed to direct sunlight suffer from temporary blackening defect. These displays use a special high brightness panel that can withstand surface temperatures up to 110°C with no blackening defect occurring.



Plug and Play

Plug and play is the most straightforward way to upload content to the screen. Simply load images and videos on a USB stick, insert into the display, wait for your content to copy over and then remove. Your images and videos will now play in a continuous loop.



Other Features

24/7 Commercial Grade

These displays use a commercial grade LCD panel and LED backlight. They have the ability to be in constant use 24/7 for over 70,000 hours; a true commercial grade solution.



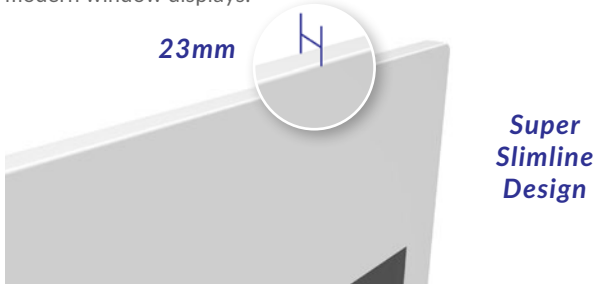
Integrated Android Media Player

There is an integrated Android media player inside the screen allowing you to upgrade to a network version without needing any additional hardware. You can also install third party Android apps if required.



Super Slim Design

Even though these displays feature two separate screens they have a profile thinner than most single-sided displays. They have a remarkable depth of just 23mm, allowing for stylish and modern window displays.



700cd/m² & 450cd/m² IPS Panel

The outward facing screen uses a high brightness panel for grabbing the attention of passers-by while the inward facing screen uses a lower brightness panel for easy indoor readability.



Wide Viewing Angle

Thanks to the IPS technology these displays provide fantastic image quality with a remarkable viewing angle of 178° in portrait orientation.



Integrated Speakers

The displays feature two integrated slimline speakers for applications that require an audio element.



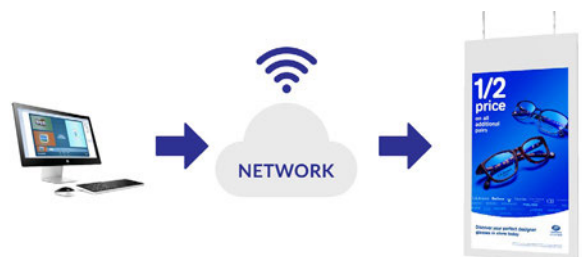
Integrated Ceiling Mount

The screen comes with an integrated wire hanging mounting solution so no additional ceiling mount is required. You can even hide unsightly power and data cables in the cover tubes provided.



Network Upgrade

For a small charge you can upgrade your screen to be networked, allowing you to connect your screen via Wi-Fi, LAN or 4G, then remotely update it over the internet.



Key Features



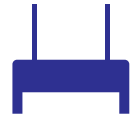
DOUBLE SIDED DISPLAY



24/7 COMMERCIAL GRADE



INTEGRATED ANDROID
MEDIA PLAYER

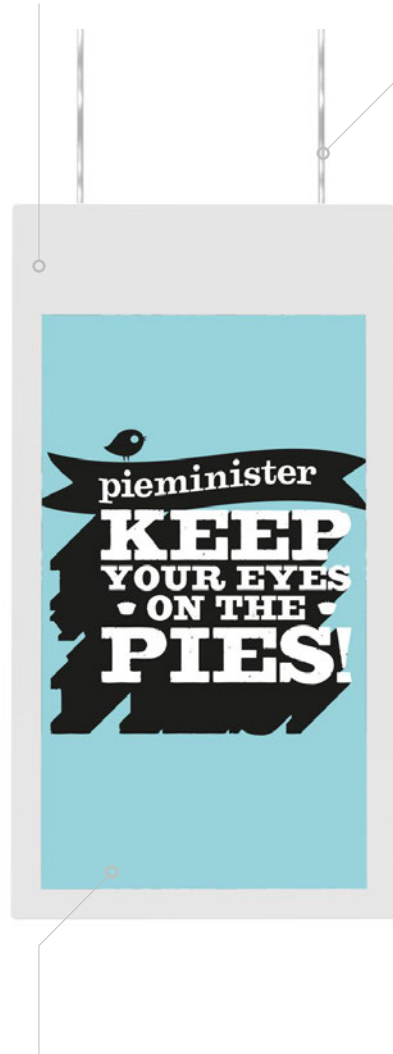


CEILING MOUNT



IPS PANEL

PLUG AND PLAY

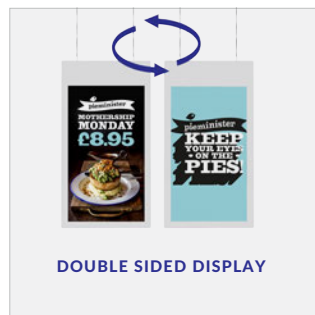


LED BACKLIGHT

OPTIONAL NETWORK UPGRADE



SUNLIGHT READABLE



DOUBLE SIDED DISPLAY



SUPER SLIM DESIGN

23mm



INTEGRATED CEILING
MOUNT

Specification Table

		43 Inch
Panel	Resolution	1920x1080
	Display Areas (mm)	943x536
	Aspect Ratio	16:9
	Side A Brightness (cd/m ²)	700
	Side B Brightness (cd/m ²)	450
	Colour	16.7M
	Viewing Angle	178°
	Contrast Ratio	1200:1
Audio	Speaker Type	2W, 8Ω (x2)
AV Inputs	Video	HDMI, VGA
	Audio	Audio Socket (3.5mm)
Power	Power Consumption (W)	150
	Input Voltage	AC100~230V (50Hz~60Hz)
Mechanical	Unit Size (WxHxD mm)	1180x635x23
	Package Size (WxHxD mm)	1280x760x160
	Net Weight (kg)	16.9
	Gross Weight (kg)	22.5
Environmental	Operating Temperature	0 °C to 40 °C
	Storage Temperature	-20°C to 60°C
	Operating Humidity	0% to 90%
	Storage Humidity	0% to 95%
Computer	Media Formats	Video (MPG, AVI, MP4, RM, RMVB, TS), Audio (MP3, WMA), Image (JPG, GIF, BMP, PNG)
	Media Resolution	1920x1080/1080x1920
	Internal Memory	6GB
	CPU	Quad-Core Cortex-A17@1.61GHz
	GPU	Mali-T760 MP4 @600MHz
	RAM	2GB DDR3
	ROM	8GB NAND
	USB	USB2.0 HOST (x2)
	LAN	10/100M Ethernet (Network Version Only)
	Wi-Fi	802.11b/g/n/ac (Network Version Only)
	OS	Android 5.1.1
Accessories	Graphic Engine	OpenGL ES 1.1/2.0/3.0/3.1, OpenCL 1.1, Renderscript, Direct3D 11.1
	Included	Installation Kit (includes 2 x 2.4m Wire Ropes), Scheduling Software, Remote Control, User Manual
Warranty	Optional	Network Upgrade, Touch Screen Version
	Warranty Period	3 Year Warranty
	Technical Support	Lifetime

