


SPECIFICATIONS



47LV35A-5B.APD

55LV35A-5B.APD

		47LV35A-5B.APD	55LV35A-5B.APD	
PANEL	Screen Size (Diagonal)	47"	55"	
	Panel Technology	IPS	IPS	
	Aspect Ratio	16 : 9	16 : 9	
	Native Resolution	1,920 x 1,080 (FHD)	1,920 x 1,080 (FHD)	
	Brightness	450cd/m ²	500cd/m ²	
	Contrast Ratio	1,200:1	1,400:1	
	Dynamic CR	500,000 : 1	500,000 : 1	
	Viewing Angle (H x V)	178 x 178	178 x 178	
	Response Time	12ms (G to G)	12ms (G to G)	
	Surface Treatment	Hard coating (3H), Anti-glare treatment of the front polarizer (Haze 1%)	Hard coating (3H), Anti-glare treatment of the front polarizer (Haze 10%)	
Life time	50,000 Hrs	60,000 Hrs		
Orientation	Portrait & Landscape	Portrait & Landscape		
CONNECTIVITY	Input (Rear)	Digital	DVI-D (1), HDMI (1) with HDCP for all input	DVI-D (1), HDMI (1) with HDCP for all input
		Analog	RGB (1), Component (RGB Shared), AV (RGB Shared)	RGB (1), Component (RGB Shared), AV (RGB Shared)
		Audio	-	-
		External Control	RS232C (1), RJ45 (1), IR Receiver (1)	RS232C (1), RJ45 (1), IR Receiver (1)
	Output (Rear)	USB	USB 2.0 (1)	USB 2.0 (1)
		Digital	DVI-D (1)	DVI-D (1)
		Audio	-	-
		External Control	RS232C (1)	RS232C (1)
PHYSICAL SPECIFICATION	Color	Black	Black	
	Bezel Width	3.2mm (left/top) / 1.7mm (right/bottom)	2.25mm (left/top) / 1.25mm (right/bottom)	
	Monitor Dimension (W x H x D)	1,044.9mm x 590mm x 89.9mm	1,213.4mm x 684.2mm x 88.5mm	
	Weight (Head)	16.5kg	23kg	
	Carton Dimensions (W x H x D)	1,164mm x 765mm x 239mm (Box outer size)	1,337mm x 828mm x 239mm (Box outer size)	
	Packed Weight	21.5kg	30kg	
	Handle	Yes	Yes	
	VESA™ Standard Mount Interface	600mm x 400mm	600mm x 400mm	
	SPECIAL FEATURES	Temperature Sensor	Yes	Yes
		Cooling FAN	No	No
Tile Mode		Yes, Up to 15 x 15	Yes, Up to 15 x 15	
Natural mode @Tile mode		Yes	Yes	
Source Selection		Digital (HDMI / DVI) / Analog (RGB) / Component / USB	Digital (HDMI / DVI) / Analog (RGB) / Component / USB	
Brightness / Contrast / Backlight		Yes	Yes	
Position / Size		Yes	Yes	
Auto Config / Phase		Yes	Yes	
ISM Method		Normal, Color Wash	Normal, Color Wash	
Input Label		Yes	Yes	
Auto Power / Source Memory		Yes	Yes	
DPM Select		Yes (Installation Menu)	Yes (Installation Menu)	
Energy Saving		Yes, Off / Minimum / Medium / Maximum / Screen Off	Yes, Off / Minimum / Medium / Maximum / Screen Off	
Smart Energy Saving		Yes	Yes	
ENVIRONMENT CONDITIONS		Operation Temperature	0°C - 40°C	0°C - 40°C
	Operation Humidity	10% - 80%	10% - 80%	
	Power Supply	100-240V~, 50/60Hz	100-240V~, 50/60Hz	
POWER	Power Type	Built-in Power	Built-in Power	
	Power Consumption	Typ.	130W	160W
		Smart Energy Saving	85W	90W
		DPM	0.7W	0.7W
		Power Off	0.5W	0.5W
	STANDARD (CERTIFICATION)	Safety	UL / cUL / CB / TUV / KC	UL / cUL / CB / TUV / KC
EMC		FCC Class "A" / CE / KCC	FCC Class "A" / CE / KCC	
ErP / Energy Star		NA / Yes (Energy Star 6.0)	NA / Yes (Energy Star 6.0)	
MEDIA PLAYER COMPATIBILITY	External Media Player Attachable	Yes	Yes	
SOFTWARE COMPATIBILITY	SuperSign-W/Lite	Yes	Yes	
	SuperSign-C	Yes	Yes	
ACCESSORY	Accessory	Remote Controller, Power cable, DVI Cable, Manual, IR Receiver, RS-232C Cable, Guide Bracket, Screw	Remote Controller, Power cable, DVI Cable, Manual, IR Receiver, RS-232C Cable, Guide Bracket, Screw	
	Optional Accessory	Wall Mount (Landscape : WM-L640V, Portrait : WM-P640V) Frame Kit (Horizontal : FK-47V10, Vertical: FK-47V20)	Wall Mount (Landscape : WM-L640V, Portrait : WM-P640V) 600 x 400 (AP-WX60)	



www.lg.com/b2b
www.lgcommercial.com

+44 (0)8450 944954 | hello@eclipsedigitalmedia.co.uk | Eclipse Digital Media, Unit L, Linsford Business Park, Linsford Lane, Mytchett, Surrey, GU16 6DJ

Super Narrow Bezel VIDEO WALL DISPLAY LV35A-5B.APD

47LV35A-5B.APD | 47" CLASS

55LV35A-5B.APD | 55" CLASS



Super Narrow Bezel

47LV35A-5B.APD : 4.9mm
55LV35A-5B.APD : 3.5mm

Lighter & Thinner Cabinet

47LV35A-5B.APD : Weight 16.5kg, Depth 89.9mm
55LV35A-5B.APD : Weight 23kg, Depth 88.5mm

Higher Brightness Uniformity 80%

Dynamic Video-wall Configuration

Video Wall S/W to freely configure the layout and content

Free S/W for Remote Monitor & Control

Remotely monitor display status & control

24/7 Operation

Brightness

47LV35A-5B.APD : 450cd/m²
55LV35A-5B.APD : 500cd/m²

Portrait & Landscape Mode

Interfaces

RGB in, HDMI in, DVI in,
RS232C in/out, RJ45, USB



+44 (0)8450 944954 | hello@eclipsedigitalmedia.co.uk | Eclipse Digital Media, Unit L, Linsford Business Park, Linsford Lane, Mytchett, Surrey, GU16 6DJ

DISPLAY

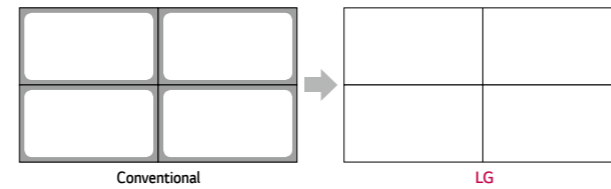
Super Narrow Bezel

47" super narrow bezel 4.9mm and 55" super narrow bezel 3.5mm video wall displays create visually stunning digital wall that is easily installed, maintained and managed.



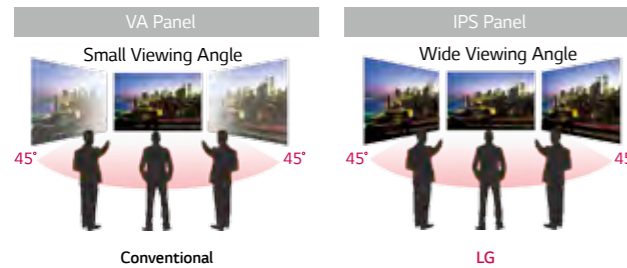
Higher Brightness Uniformity

Brightness uniformity 80% ensures high-quality image delivered across displays.



Wide Viewing Angle

IPS panels have the better control of liquid crystal and in consequence, it allows you to watch the screen virtually at any angle.



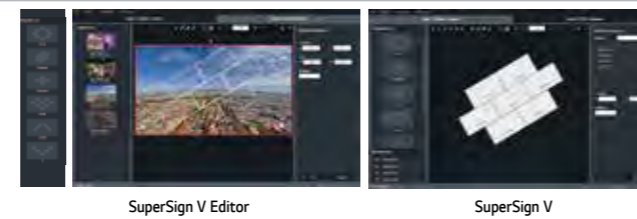
Temperature Resistent Panel Temperature



SOFTWARE

SuperSign V for Dynamic Layout

- Use given templates to configure video wall layout easily
- Rotate, cut and edit content according to a defined layout
- Flexible content editing in various layouts is viable
- Scheduled-based content playback based on time and day
- Distribute content to media players as well



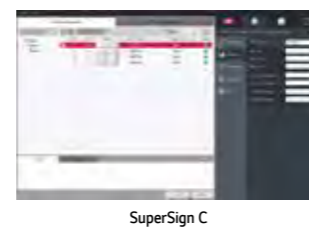
Free SuperSign C for Advanced Color Adjustment

- Intuitive GUI in SuperSign C S/W allows to measure and adjust color and brightness instantly on display
- Automatic white balancing of a video-wall display using a sensor

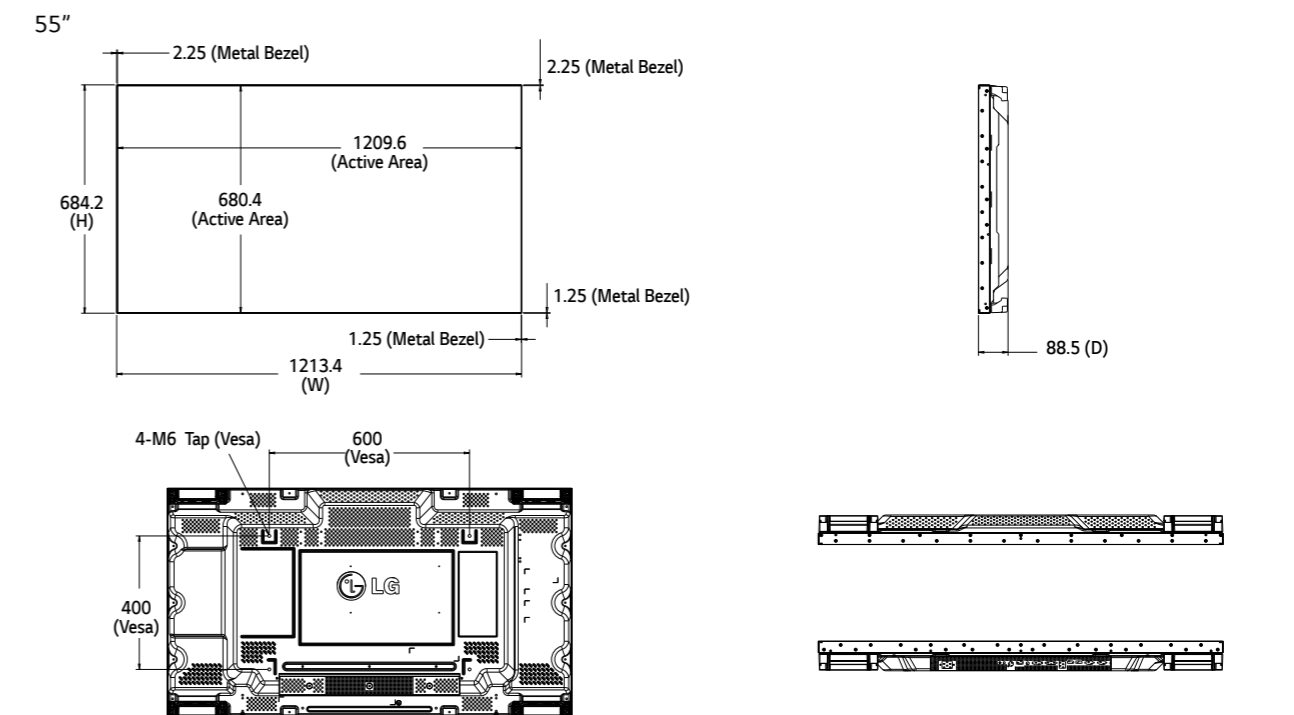
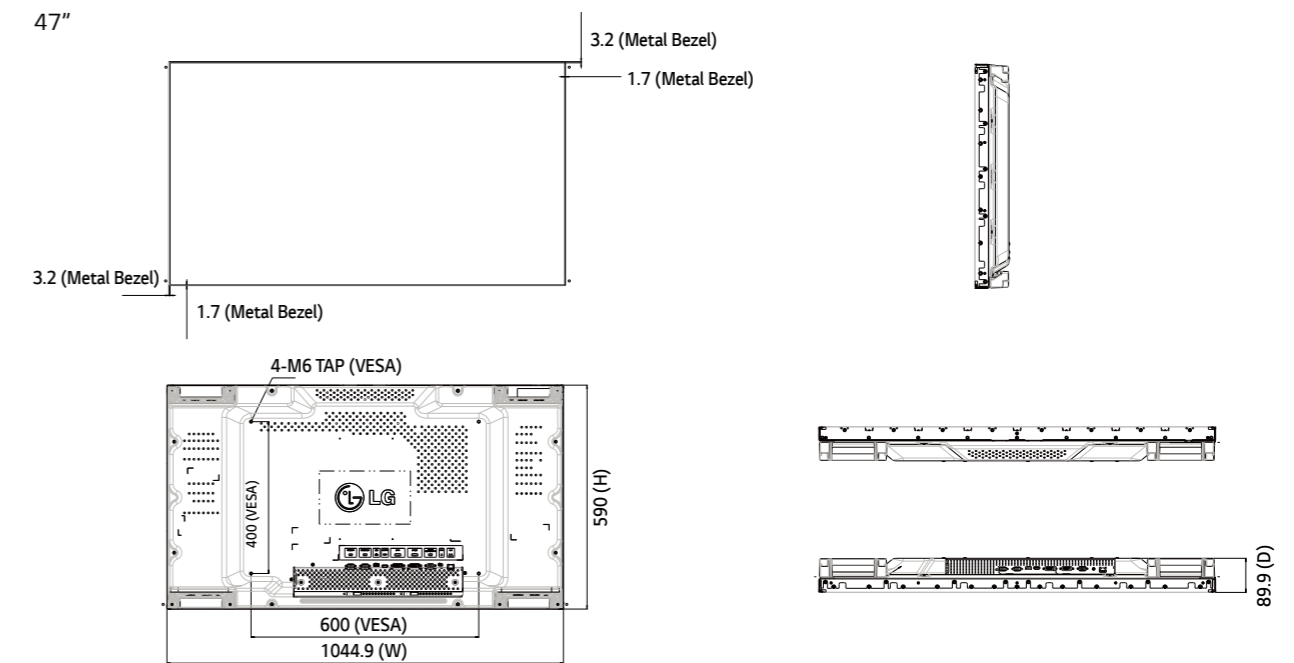


Free SuperSign C for Remote Monitor and Control

Intuitive GUI-based Remote Monitoring & Control via the networks and RS232 connection feature in SuperSign C S/W.



DIMENSION (unit : mm)



INTERFACE

